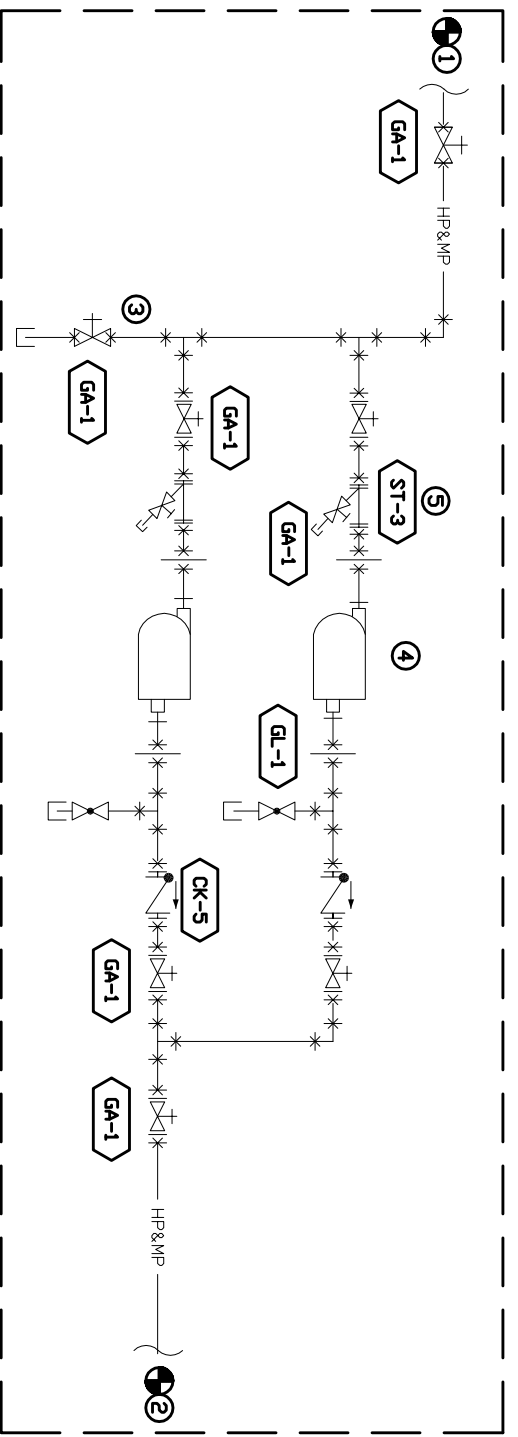
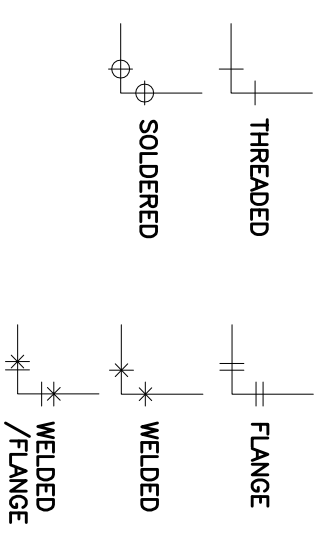


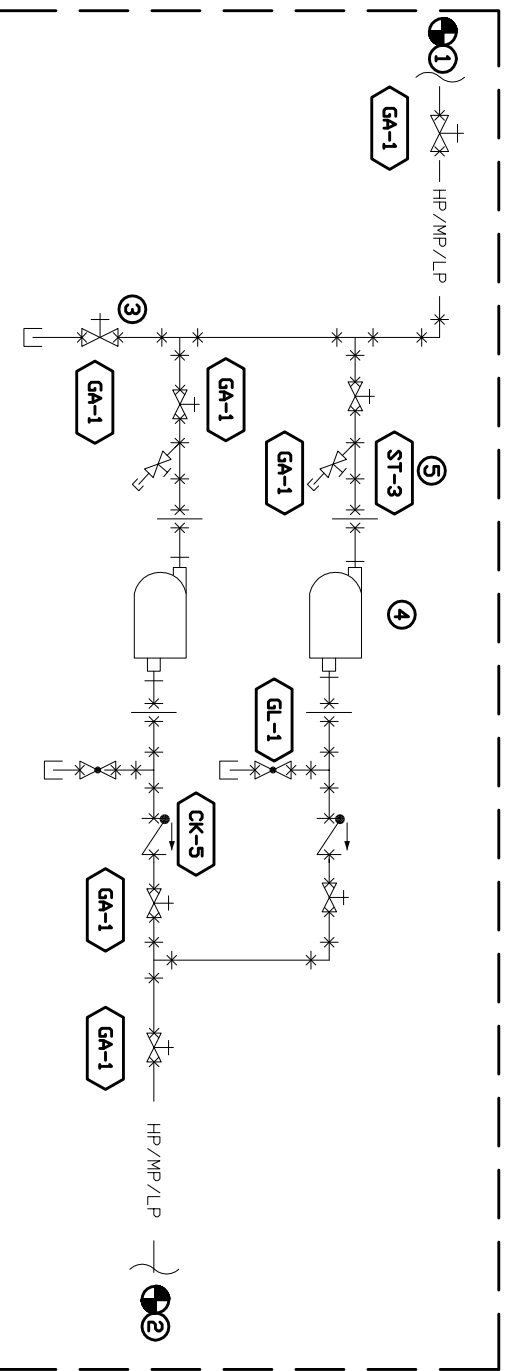
- # KEY NOTES:**
1. CONDENSATE PDC.
 2. CONDENSATE PDD.
 3. DIRT TRAP.
 4. MP AND HP SYSTEMS SHALL BE PROVIDED WITH APPROVED TRAP, WYE STRAINER SHALL HAVE 0033 PERF. MESH SCREEN.

GENERAL NOTES:
 1. EQUIPMENT AND MATERIALS SHALL COMPLY WITH APPLICABLE UNIVERSITY STANDARDS.


PIPE SYMBOLS



1
 STEAM TRAP FOR HP, MP AND LP BLDG SYSTEMS
 SCALE: NTS



2
 STEAM TRAP FOR HP, MP AND LP MANHOLE LOCATIONS
 SCALE: NTS



Yale University
 Facilities Planning & Construction
 Standard Detail

DETAIL TITLE:
 CONDENSATE STEAM TRAP FOR HP&MP
 BLDG SYSTEMS, & HP/MP/LP MANHOLES

CAD DETAIL NO.:
 SD232216-02

DATE: 01/10/2025
SCALE: N.T.S.
BY: MGL